

A young child with short hair, wearing a striped t-shirt, stands in a field of green plants and white flowers. The child is holding two dandelion-like flowers. The background is a bright sunset with a large sun low on the horizon, casting a warm glow over the scene. The text "Life is a gift" is overlaid on the upper part of the image.

Life is a gift

Religion Book for the First Year of Primary School

Life is a Gift



Religion Book for the First Year of Primary School



Life is a Gift

Religion Book for the First Year of Primary School

A Handbook for the teaching of religion in Primary Education, First Year.

A Publication of the Secretariat for Catechesis of the Archdiocese of Malta 2014.
commissioned and authorised by the National Catechetical Commission
©2014 Secretariat for Catechesis, Malta.

This book is sold under the condition that it is not be lent, resold or given free in its present form or in any other printed form. No changes are allowed. No part or parts from this publication can be published, photocopied, reprinted in any form ie electrical, mechanical or in any other form without the prior written consent of the Secretariat for Catechism.

**Written by: Alessandra Balzan, Christine Brincat, Mansy Cutajar, Stephanie Farrugia,
Loretta Mula, Margaret Schembri Dalli.**

Thanks also go to: Pauline Brincat, Petra Curmi, Lorraine Dimech, Christine Said.

Thanks: To all the Board Members for the Teaching of Religion within the Secretariat for Catechesis, the Secretariat for Education within the Archdiocese of Malta, the Education Officers for Religious Education within the Directorate for Quality and Standards in Education, Ms Antoinette Laferla and Ms Kathleen Bonello, the Rev. Dr Carl Mario Sultana, Rev. Dr Hector Scerri, Rev. Dr Renè Camilleri, for all their expert help, and to Ms Therese Bonello for the translation.

Coordination: Rev. Dr Carl Mario Sultana, Ms Mansy Cutajar.

Design by Outlook Coop

Illustrations by Naomi Gatt

Print: Printit Printing Services

ISBN 978-99957-839-0-7

Life is a gift

This book, like all the other books which will eventually follow, is not a syllabus that must be followed. Rather it is an important resource to be used by the teachers and the students. It should also serve as a tool that complements the charisma of each and every teacher. This is relevant for all teachers teaching religion, but especially so for the teachers in the first few primary years, where teaching religion to such young children can be challenging.

This book is the first in a series of books that will accompany students in their religious formation from Grade 1 right up to their last year in Secondary School. The title of this book affirms that Life is indeed a Gift and that religion that goes beyond rituals and rules, is truly a celebration of life and of all that makes it beautiful.

We hope that religious education, in conjunction with all the other subjects that make up the educational system in our country, will help our students discover this gift.

This book, being the first in the series, is an introduction to religion in schools. But it is also an initiation, because when religion is taught, in the 'how' of teaching, it is more important than the actual content of the

subject. Priority should be given to how religion will impact the children, and how they will eventually look at the subject.

This is not something hard, and should not instil fear or limit freedom, but should be seen as the key towards discovering new and different horizons in the young students' lives. The more we help our students discover that their life is a gift, the more they can appreciate it. They should also be helped to realise that, learning how to live life to the full and sharing this life with others, is what ultimately makes life so precious.

Rev. Dr René Camilleri



**...the key towards discovering new
and different horizons in the young students' lives**



Contents

1. Everything God created is good and beautiful

1.1 The beauty of all creation.....	06
1.2 Let us give thanks.....	07
1.3 God created the world.....	08
1.4 God gave us colours	10
1.5 St Francis.....	11
1.6 St Francis and the wolf	12
1.7 Looking after what God gave me ..	13
1.8 Doing what is right	14

2. A rainbow of colours

2.1 I am part of creation	16
2.2 Together we are truly beautiful	17
2.3 God is everyone's Father	18
2.4 Jesus really loves children	19
2.5 The boy who came back.....	20
2.6 God teaches us through Jesus.....	22
2.7 Can you help me please?	24
2.8 Some things that help us become closer	26

3. Loving each other – we are one family!

3.1 God created everything with love	28
3.2 We are God's children and one big family.....	29
3.3 We are all different	30
3.4 Jesus loved with all his heart!.....	31
3.5 The story of Joseph	32
3.6 I forgive because I love	34
3.7 How should we behave?	35
3.8 Let's celebrate the love we have between us	36

4. Let us be good friends

4.1 What friends are for	38
4.2 Everyone can be a friend	39
4.3 Jesus' friends.....	40
4.4 Jesus tells us how to be good friends.....	41
4.5 You too can be a Good Samaritan	42
4.6 Helping and lending	43
4.7 When we don't agree, we can still be friends	45
4.8 Praying for each other	46

Christmas and Easter

5. Jesus is born for us

5.1 We are God's gifts	50
5.2 A big gift!.....	52
5.3 Mary says 'Yes' to God.....	53
5.4 The Son of God becomes man.....	54
5.5 The Christmas Story	55
5.6 Let us make each other happy.....	56

6. Jesus saves us

6.1 I grow up like Jesus did.....	58
6.2 Love as I love	59
6.3 Jesus in his Passion.....	60
6.4 Alleluia	62
6.5 He is not here, he is risen!	63
6.6 Jesus is with me every single day ..	64




Everything God created is good and beautiful



The beauty of all creation

Colour these picture of what makes the heavens and the earth.




Let us give thanks

Colour the letters with a dot, and discover
the hidden word





God created the world






This page is full of
things that God has
given us. Can you
colour them?



God gave us colours

Colour: 1 green | 2 blue | 3 red | 4 yellow








Thanks
for the
colours

St Francis

Fill in the page with more
animals and plants to make
St Francis happy.



Add:




St. Francis loves everything that is created by God.
I too want to love all that is created by God.

St Francis and the wolf

Colour the picture.

St Francis loved animals.
I want to love
animals too.




Looking after what God gave me

Mark and colour the picture that has a positive image.



I look after the animals.



I keep the world clean.



Doing what is right

Draw a 😊 next to the good things.

Draw a ☹️ next to the things that are not so good



Eating fruit



Eat too many sweets



Fighting



Being friends



Hurting animals







Taking care of animals



A rainbow of colours

I am part of creation


Draw a picture of yourself or stick a photograph to say 'Thank You' to God for creating you.



Together we are truly beautiful

I am like a beautiful colour.

Fill in the picture with your favourite colour.



But together with my friends, who are like colours, I am even more beautiful.

Fill in the picture with different colours.



Colour the words

**God is
everyone's Father**

Our Father

Our Father
We love you

We love you
**For all that you
have given us**

For all that you have given us

Amen

Amen

Jesus really loves children

I love you
a lot

Jesus, my name is _____



Colour the picture

The boy who came back

Which picture is the correct one?

Colour it.

1




2





3




God teaches us

Colour the boxes that form the correct word,
then colour the picture.


pray

p	o	r	l	k	a	g	f	y	b
---	---	---	---	---	---	---	---	---	---



forgive


f	o	t	r	g	h	i	j	v	e
---	---	---	---	---	---	---	---	---	---



through Jesus


love

l	c	s	o	f	w	v	z	g	e
---	---	---	---	---	---	---	---	---	---



help

h	p	y	e	g	f	l	d	x	p
---	---	---	---	---	---	---	---	---	---






Can you help me please?

Colour the picture and number them so that the story is in the correct sequence.





Some things that help us become closer

Match the picture on the right with the words on the left.

Praying



Learning



Playing



Loving




**Loving each other—
we are one family!**

God created everything with love


God created everything because he loves us.

Search for God present in creation in the picture below, and draw a circle each time you find the word 'GOD'. Then colour the picture.



We are God's children and one big family

Fill the empty spaces in the sentences below with the following words:



children




family



baptized




babies

1. When we are  we become

children of God.

2. We were baptized when we were 

3. We are the  of God and brothers and sisters.


4. We are part of God's 

We are all different

Although we are brothers and sisters,
we are all different and special.

Find different faces of children and stick them here.


Create a beautiful class full of different and special children.



Jesus loved with all his heart!

Write the correct number next to the picture.

1. Jesus fed a large crowd of people
2. Jesus raised a girl from the dead.
3. Jesus made a blind man see.
4. Jesus wanted the children to come to him.



The story of Joseph

Draw the picture and fill in the letters.



I

f

o

r





g

i

v

e




Joseph forgave his brothers.

I forgive because I love

Colour these pictures.

When we
fight we
do not
remain
friends.



When
I love
I forgive.



How should we behave?

Mark the good behaviour with ✓
Mark the bad behaviour with ✗



Let's celebrate the love we have between us

In the picture below, help the children along the path that leads to Jesus, then colour the path.




A close-up photograph of two young girls hugging each other. The girl on the left has long blonde hair and is wearing a pink shirt. The girl on the right has dark curly hair and is wearing a green shirt. Both girls are smiling warmly at the camera. The background is a soft, out-of-focus outdoor setting.

**Let us be
good friends**

What friends are for?

Colour the picture and join the right word found in the box with the correct picture.



love

help


have fun

visit



Everyone can be a friend

Colour these pictures of friends.




We can have friends from any country and from any race.

Jesus' friends

Jesus had many friends. Here we can see a few of them.

Jesus, Lazarus, Maria, Martha




After hearing the story,
fill in the blanks with
the right name.

Jesus tells us how to be good friends





Jesus gave us good advice on how to be good friends.
Follow the letter code, and write the words in the heart below.

1-l 2-o 3-v 4-e
5-n 6-a 7-t 8-h 9-r



You too can be a Good Samaritan

Colour the pictures.



Helping and lending

Write true or false next to the following sentences.

We help each other like St Martin did

1. The soldier's name is Tony.


2. The soldier's name is Martin.

3. Martin was poor.

4. Martin had a horse.

5. Martin gave the poor man some bread.


6. Martin gave the poor man half his cloak.



Unit 4: Let us be good friends

We are good friends when we help our friends and lend them what they need.

What would you give these children? Match the pictures.



Jesus is our friend.


We too need to love others like Jesus loves us.

When we don't agree

we can still be friends



Connect the numbers then colour the picture.



Praying for each other

How beautiful it is to pray for our friends! Our friends can be far away.

Jesus is pleased when we pray for our friends.

He takes care of all the people we pray for.

Colour the pictures below and say a prayer for the people in the pictures.



Those who are alone



The poor



Those who are hungry



The old



The sick

Jesus I pray for _____

Christmas



and Easter

Silent Night

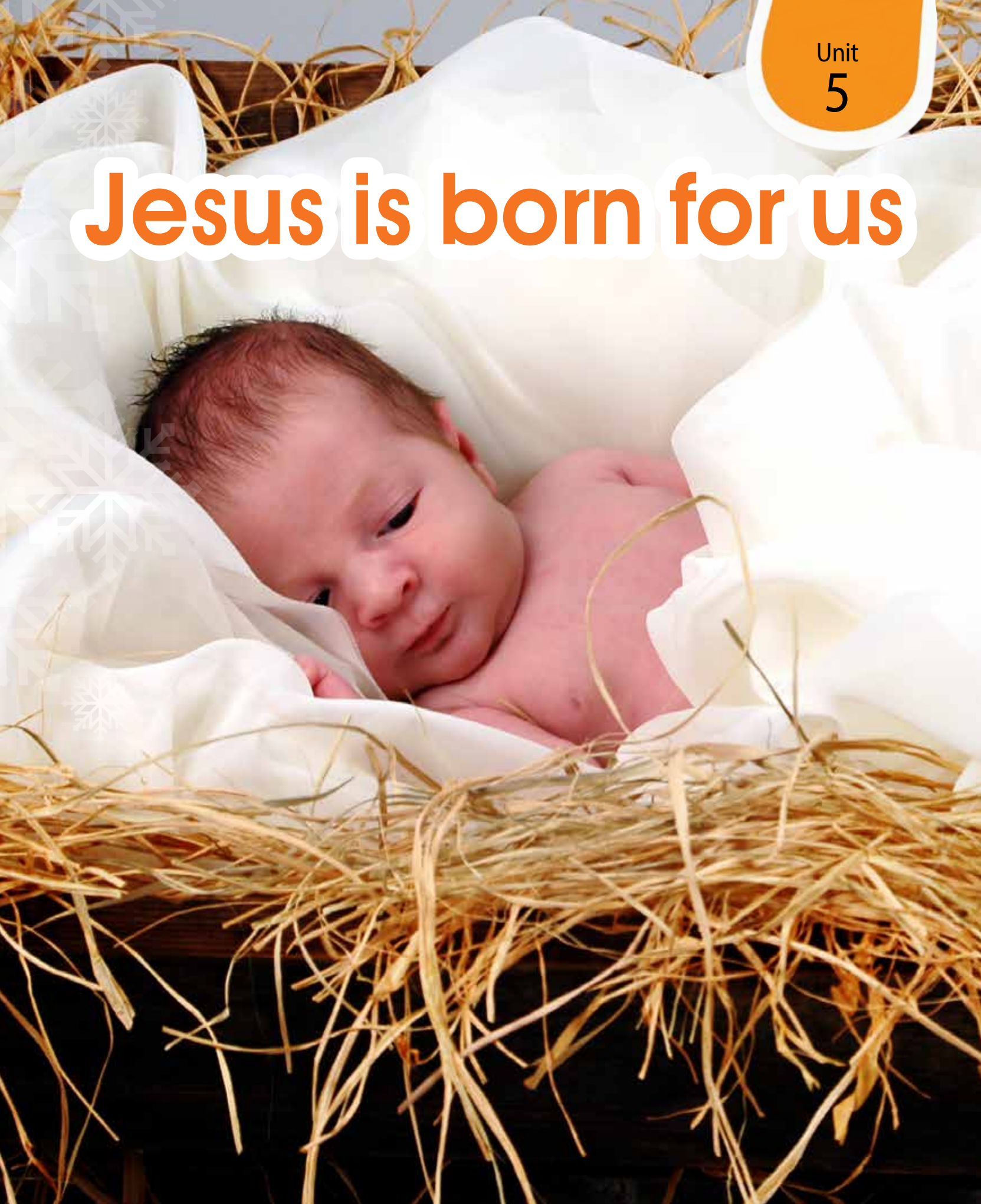
Silent night, holy night
All is calm, all is bright
Round yon Virgin Mother and Child
Holy Infant so tender and mild
Sleep in heavenly peace
Sleep in heavenly peace

Silent night, holy night!
Shepherds quake at the sight
Glories stream from heaven afar
Heavenly hosts sing Alleluia!
Christ, the Saviour is born
Christ, the Saviour is born

Silent night, holy night
Son of God, love's pure light
Radiant beams from Thy holy face
With the dawn of redeeming grace
Jesus, Lord, at Thy birth
Jesus, Lord, at Thy birth “



Jesus is born for us



We are God's gifts

Write your name on this gift and fill in with colour



Gift
I am a gift
I am a gift from God!

Write down the names of two people who
God has given you as gifts.



C h r i s t m a s M
a r y J e s u s J o
s e p h S t a b l e

Find the name
JESUS in the present
and circle it.

A big gift!


Gift
a big gift
God gave me a gift,
God gave me Jesus.



Look for a picture of Baby Jesus from an old Christmas card and stick it in the stable. Then colour the picture.

Mary says 'Yes' to God

Colour the right answer – yes/no



Mary do not
be afraid, for you
will have a son and
name him Jesus.

YES

NO

I say 'yes' to Jesus like Mary.

The Son of God becomes man



Colour the name.

JESUS

The Christmas Story


Colour the protagonists of the Christmas Story:




Jesus




Joseph




Mary



Cow





Donkey



Lamb

Let us make each other happy

Match the picture to the right phrase. Colour the pictures.






Jesus saves us

I grow up like Jesus did

I want to grow up to be more like Jesus.




Colour the words:

**I am growing up.
I want to be good
and kind like
Jesus.**

Love like I love

Colour the picture.



**He
died
for us**

Jesus in his Passion

Colour the pictures and put them in order by writing the number in the box.

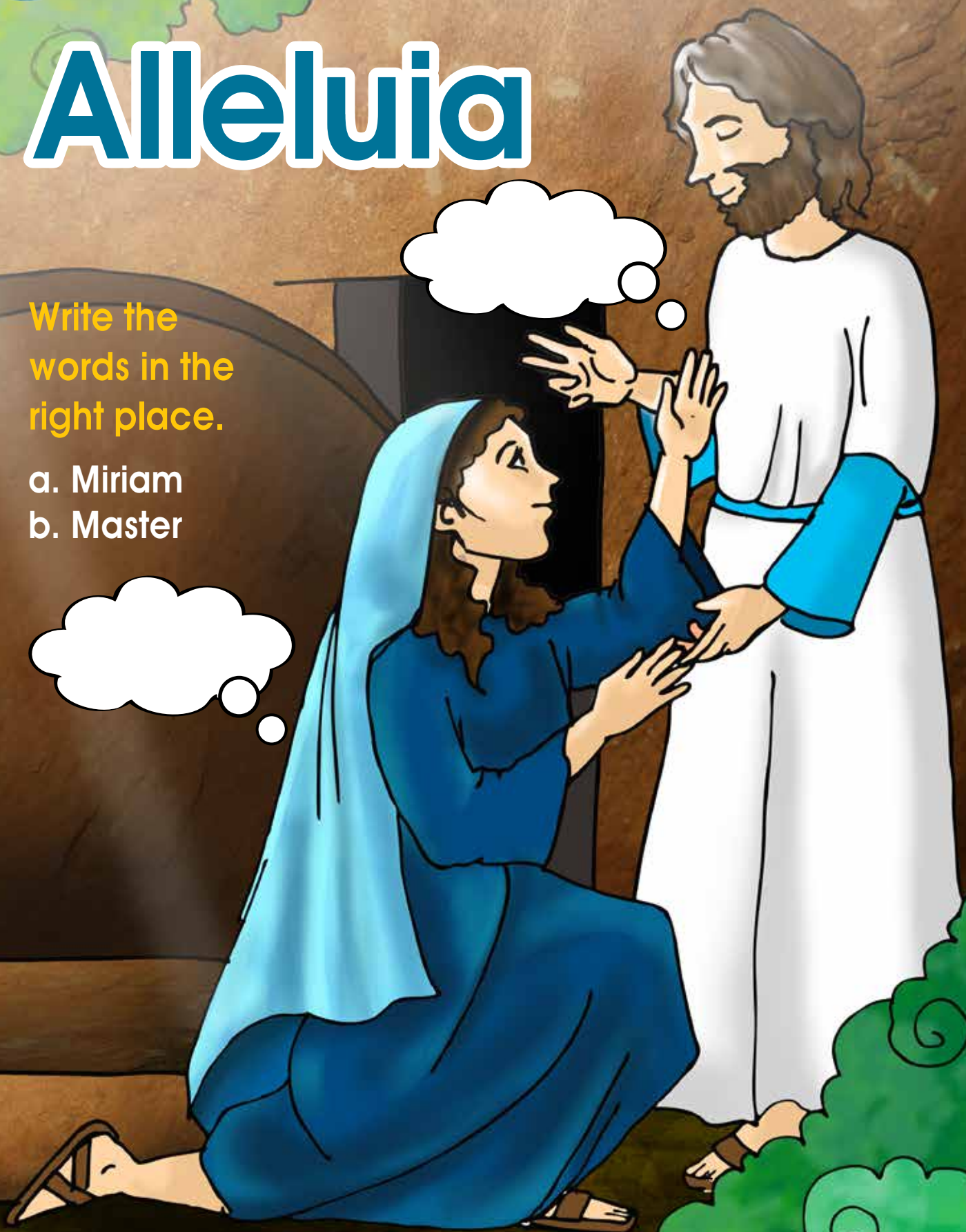




Alleluia

Write the words in the right place.

- a. Miriam
- b. Master



He is not here
he is risen

Colour
the picture.

You are a
victorious king

Jesus is with me every single day



Colour the words.

Jesus is with me everyday.
Jesus helps me
live a good life.



This book is the first in a series of books that will accompany students in their religious formation from Grade 1 right up to their last year in Secondary School. The title of this book affirms that Life is indeed a Gift and that religion that goes beyond rituals and rules, is truly a celebration of life and of all that makes it beautiful. We hope that religious education, in conjunction with all the other subjects that make up the educational system in our country, will help our students discover this gift.



ISBN 978-99957-839-0-7



9 789995 783907 >



secretariat for catechesis